



LAYLO TM
IN-POOL LOUNGER

LAYLO & RIPPLE SIDE TABLE

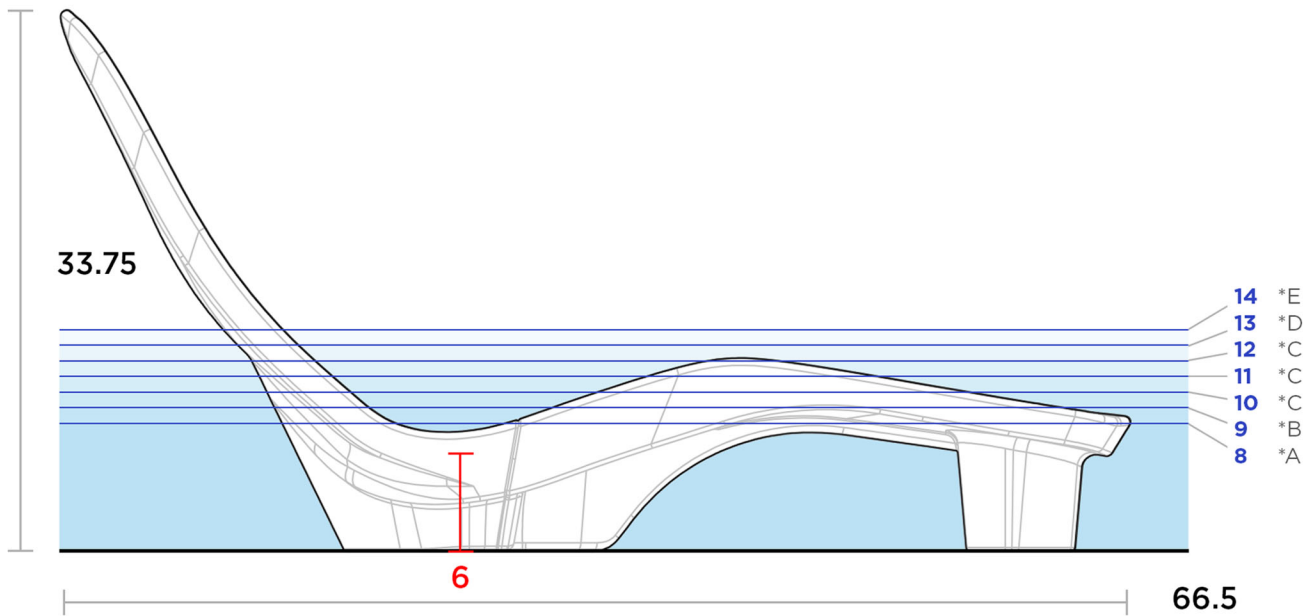


EASY TO MOVE



LAYLO WITH OPTIONAL PILLOW

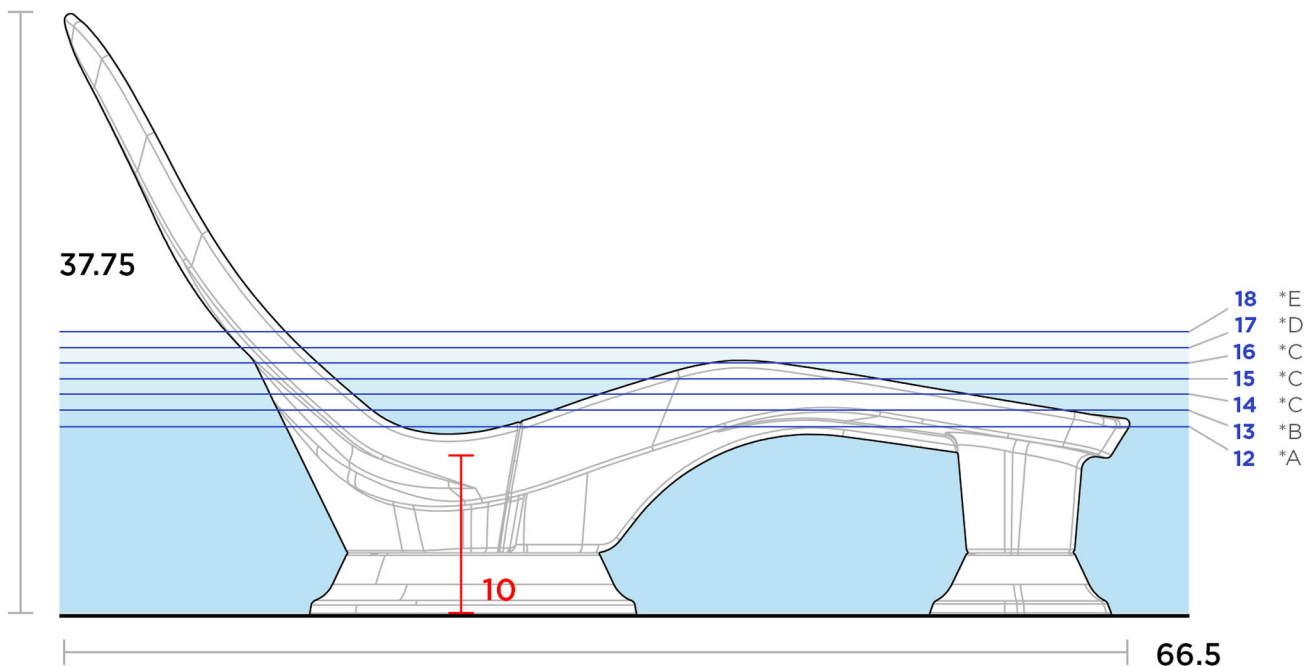
LAYLO WITH NO RISERS



Water Depth Notes

- *A No additional weight needed, water filled core only.
- *B One 4lb weight inserted into the leg rest.
- *C Two 4lbs weights inserted into the leg rest.
- *D One 4lbs weight inserted into the backrest during assembly and two 4lb weights inserted into the leg rest.
- *E At water depths greater than 13", smaller & lighter people may feel they are floating above the lounger seating surface. You may need to experiment with adding weight to the backrest and leg rest portions of the lounger to reduce floating. In our testing at water depths greater than 13" it required one 4lb weight in the backrest portion of the lounger and three 4 lbs weights in the leg rest portion of the lounger to reduce lounger floatation.

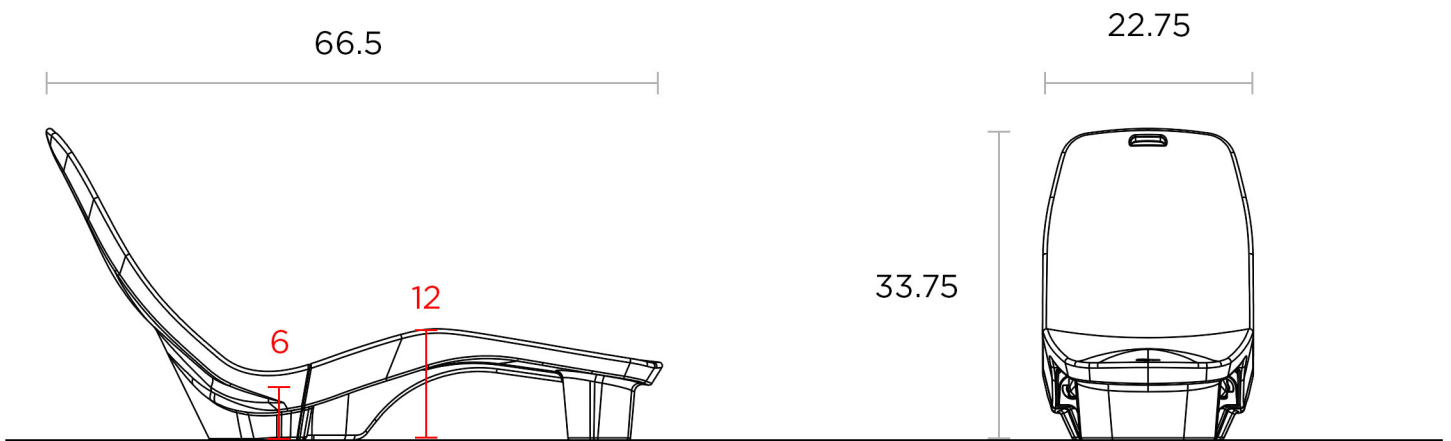
LAYLO WITH 4" RISERS




Water Depth Notes

- *A No additional weight needed. Water filled core only.
- *B One 4lb weight inserted into the leg rest.
- *C Two 4lbs weights inserted into the leg rest.
- *D One 4lbs weight inserted into the backrest during assembly and two 4lb weights inserted into the leg rest.
- *E At water depths greater than 17", smaller & lighter people may feel they are floating above the lounger seating surface. You may need to experiment with adding weight to the backrest and leg rest portions of the lounger to reduce floating. In our testing at water depths greater than 17" it required one 4lb weight in the backrest portion of the lounger and three 4 lbs weights in the leg rest portion of the lounger to reduce lounger floatation.


DIMENSIONS




8 STANDARD COLORS



White Granite (WG)



Gray Granite (GG)



River Rock (RR)



Desert Sandstone (DS)



White (WH)



Light Blue (LB)



Surf Blue (SB)



Yellow (YE)

ADDITIONAL RESOURCES



Assembly Instructions

Get a quick rundown of how to assemble the Laylo for the first time.

🕒 6:30



Emptying Laylo

Learn how to empty Laylo for easy moving and storage.

🕒 1:00



Filling Laylo

Learn how to easily fill Laylo for proper use at different water depths.

🕒 6:00